

# Directions

1. Find a partner.
2. Pick one person to be the chef and one person to be the artist.
3. The artist should cut up the “color cards” while the chef cuts up “food cards”.
4. The artist should then rank the color cards from least favorite to most favorite and record this order on the worksheet on page 6. Do NOT let the chef see what the order is!
5. The artist should place the color cards facedown in a list on the table in order from least favorite to most favorite and make sure the chef knows which end of the list is which.
6. The chef should now try to find the red color card by turning over one card at a time. Each time the chef turns over a card, the artist tells him/her if the red card is more or less favorable than the card that was just turned over.
7. The chef continues to turn over cards until he/she finds the red card.
8. Now, have the chef rank the food cards from least favorite to most favorite and record this order on the worksheet on page 7. Do NOT let the artist see what the order is!
9. The chef should place the food cards facedown in a list on the table in order from least favorite to most favorite and make sure the artist knows which end of the list is which.
10. The artist should now try to find the soup card by turning over one card at a time. Each time the artist turns over a card, the chef tells him/her if the soup card is more or less favorable than the card that was just turned over.
11. The artist continues to turn over cards until he/she finds the soup card.

# Color Cards



RED



YELLOW



GREEN



BLUE



PURPLE



ORANGE



BLACK




WHITE

# Color Cards (continued)



PINK



AQUA



BROWN



LIME GREEN



SILVER



MAROON



GOLD



GREY

# Food Cards



PIZZA



CARROTS




YOGURT



BREAD



SOUP



EGGS



JELLY BEANS



APPLE



# Food Cards (continued)



ICE CREAM



BROCCOLI



STEAK



SALMON



BANANA



PEANUT BUTTER



DOUGHNUT



STRAWBERRIES

# Student A, Rank Your Cards!

**Most favorite**



1 2 3 4 5 6 7 8




9 10 11 12 13 14 15 16

**Least Favorite**

# Student B, Rank Your Cards!

**Most favorite**



1 2 3 4 5 6 7 8



9 10 11 12 13 14 15 16

**Least Favorite**